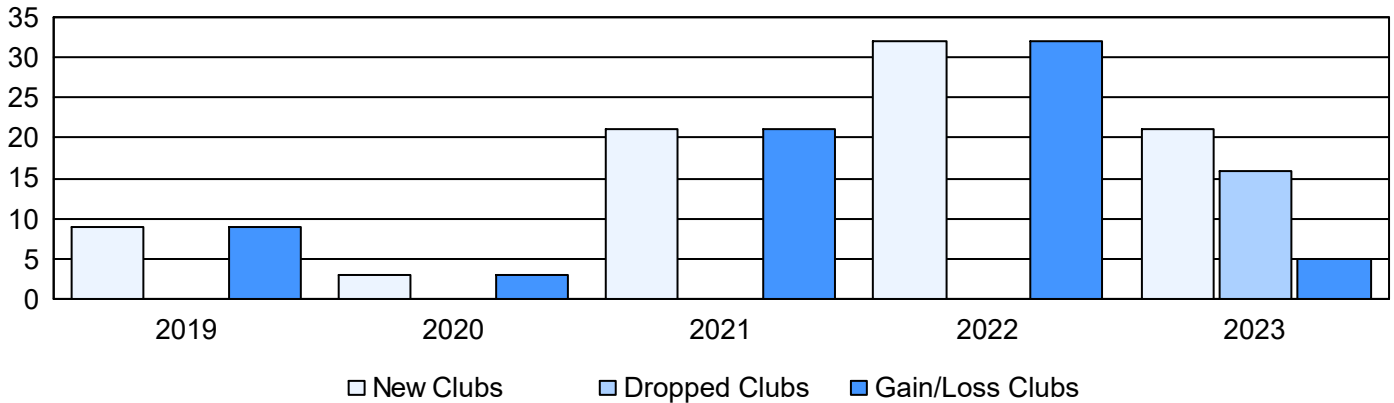
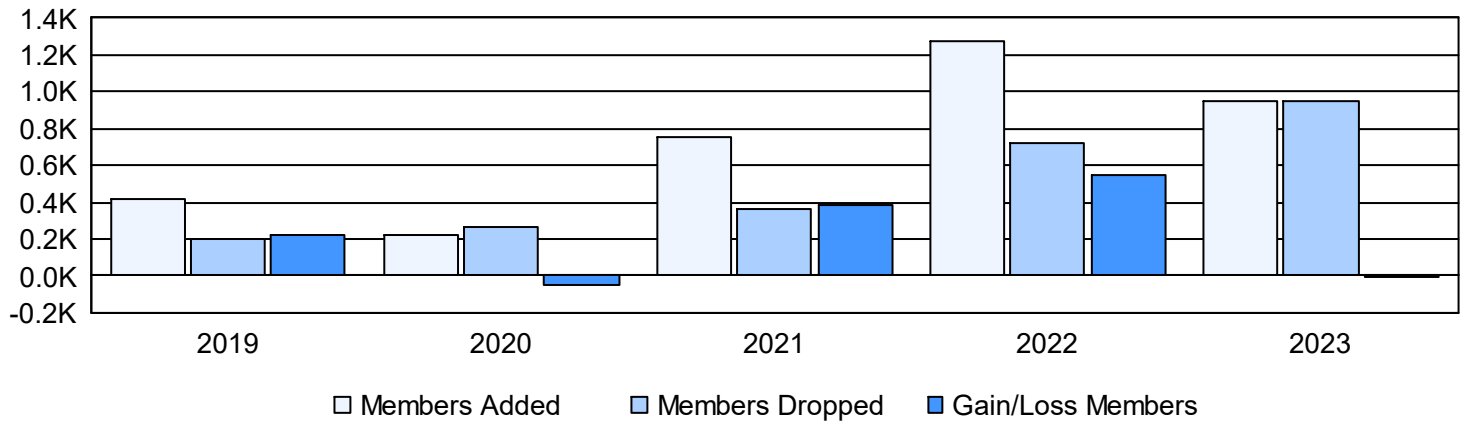


| Year | New Clubs | Dropped Clubs | Gain/ Loss Clubs | New Members | Charter Members | Reinstate Members | Transfer Members | Total Member Added | Total Members Dropped | Gain/ Loss Members |
|----------------|-----------|---------------|------------------|-------------|-----------------|-------------------|------------------|--------------------|-----------------------|--------------------|
| 2018-2019 | 9 | 0 | 9 | 173 | 237 | 9 | 0 | 419 | 201 | 218 |
| 2019-2020 | 3 | 0 | 3 | 113 | 96 | 8 | 1 | 218 | 269 | -51 |
| 2020-2021 | 21 | 0 | 21 | 231 | 507 | 5 | 6 | 749 | 362 | 387 |
| 2021-2022 | 32 | 0 | 32 | 453 | 809 | 9 | 4 | 1,275 | 725 | 550 |
| 2022-2023 | 21 | 16 | 5 | 333 | 586 | 26 | 2 | 947 | 952 | -5 |
| Average | 17 | 3 | 14 | 261 | 447 | 11 | 3 | 722 | 502 | 220 |

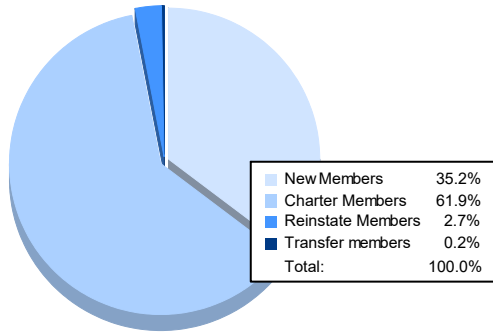
Clubs



Members



Membership Composition June 2023 Cumulative



Gender Composition June 2023 Cumulative

